

OPERATING ROOM 1

06

HYGIENIC, RELIABLE, AND ELEGANT DOOR SOLUTIONS FOR DEMANDING APPLICATIONS

KONE hermetic doors

GENERAL INFORMATION ABOUT KONE HERMETIC DOORS

HERMETIC DOORS LIMIT THE AIR FLOW BETWEEN TWO AREAS

Hermetic doors create a controlled environment by reducing air leakage and therefore the potential for cross contamination. KONE hermetic doors are specifically designed for use in any areas where air permeability, hygiene, and noise insulation are critical, such as operating theaters, laboratories, clean rooms, and silent areas. They can be ideal solutions also for recording studios, and even executive meeting rooms that require high sound insulation. In addition to standard configurations, KONE can provide fireproof and radiation protection doors as well as full glass hermetic doors.

KEY BENEFITS

- Hygienic and reliable
- State-of-the-art functionality
- Improved comfort, accessibility, and safety for end-users
- Combine the latest automation technology and materials
- Contemporary design
- Smooth and low noise operation



STANDARDS COMPLIANCE

- EN 16005: Power operated pedestrian doorsets - Safety in use
- Air permeability according to EN12207 (EN1026)
- Noise insulation according to EN ISO 10140-2:2010
- Medical equipment bonding according to NEN 1010:2015 / IEC 60364-7-710

ELEGANT IN DESIGN WITH LATEST AUTOMATION

KONE HERMETIC DOOR 30

The contemporary design of the KONE Hermetic Door 30 is suitable for a wide range of interior design styles and applications, and is consistent with other KONE products. This automatic door uses modern technology and materials to provide safe, reliable, hygienic, and ergonomic operation. It is ideal for applications that require low air permeability and high sound insulation.



CONTEMPORARY DESIGN

With its clean lines and minimalistic appearance, the KONE Hermetic Door 30 is suitable for a variety of different end uses.

SAFE AND ERGONOMIC

The stylish canopy with integrated sensors not only enhances the appearance of the door, but also makes it safer for people to use. The modern ergonomic handle makes the door easy and comfortable to open.

HYGIENIC

The KONE Hermetic Door 30 includes a number of features that are designed to improve the level of hygiene in the building. The handle shape minimizes bacteria build-up, while the shape and structure of the canopy prevent the penetration of dust and water.

RELIABLE

The door's compact automation unit improves space efficiency without compromising functionality, while the lightweight leaf reduces energy consumption, extends the door's lifetime, and enables faster opening and closing.

In case of maintenance, minimal operational disruption of the door performance is ensured. The KONE Hermetic Door 30 is designed so, that component changes and other maintenance works can be done with the lowest possible downtime.

EFFECTIVE INSULATION

The KONE Hermetic Door 30 provides effective insulation against noise and airflow, thanks to its flexible silicone sealing. The tight seal helps to mitigate temperature variations between different areas of the building.

FEATURES AND OPTIONS

SLEEK CANOPY WITH INTEGRATED SENSORS

- The sensors required by the EN 16005 safety standard for automatic doors can be integrated into the canopy without compromising the canopy's appearance or impeding sensor functionality



DOOR LEAF CHARACTERISTICS AND OPTIONS

- Self-repairing nanolaminate surface coating ensures durability, helps to maintain a high-quality appearance, and has antibacterial properties
- Flush window in the door panel for improved visibility
- The KONE Hermetic Door 30 also features fewer seams than most existing commercial solutions, as well as slim profiles (50 mm) and integrated bottom guidance
- Door leaf composition includes several layers. Standard door leaf consist of decorative laminate, medium-density fiberboard and solid core. Optional sound dampening and radiation protection layer can be added




Solid core

Supporting fiberboard

Optional sound dampening and radiation protection layer

Decorative laminate (HPL)



ERGONOMIC DOOR HANDLE

- Soft and ergonomic shape provides extra leverage
- No sharp corners or edges
- Simple, minimalistic design that won't go out of style
- Easy-to-clean surface collects fewer bacteria
- Stays steady in a vertical position
- Patented design



SMART MATERIALS THAT ADD FUNCTIONALITY AND FLEXIBILITY


The KONE Hermetic Door 30 is available in ten colors* inspired by nature

- High-pressure decorative laminates (HPL) contribute to green building certification
- FSC** -certified laminates available on request
- GREENGUARD indoor emissions certification also available

** FSC – Forest Stewardship Council

THE BASIC COLLECTION

Features neutral colors that foster mindfulness and a feeling of calm. Inspired by purity and the earth's natural elements, these colors are ideal for creating sophisticated neutral spaces.



F7912
Storm



F1994
Fox



F1079
Natural Oak




F7923
Surf

THE FUNCTIONAL COLLECTION


Celebrates material innovations. Nanolaminate is a visually appealing high-matt surface that thermally repairs superficial scratches. The antibacterial laminate surface kills 99.9% of bacteria within 24 hours.



0724
Grigio Bromo



0719
Beige Luxor



0001
Bianco

THE SPECIAL COLLECTION

Features new colors that reflect modern architectural trends. Green shades in particular are suitable for healthcare environments as they can have a positive impact on patients' recovery and well-being. Matt surfaces are attractive and easy to keep clean.



F3236
Avocado



F1850
Fontana



F7846
Grotto

* Color codes are according to the supplier's palette

LATEST AUTOMATION TECHNOLOGY

Next generation KONE UniDrive™ operator with new DC motors

STATE-OF-THE ART DOUBLE PROCESSOR DRIVE

- Single-motor drive for doors up to max. 140 kg
- Double-motor drive for doors up to max. 300 kg (solution provides a boost to lift heavy doors out of the groove)

ENERGY-EFFICIENT MOTOR

- Advanced torque optimization reduces energy use during door operation
- Sleep and other modes enable energy savings

COMPATIBILITY

Operator may be enhanced with additional features making it feasible to connect with other building systems.



SPECIFICATION

ATTRIBUTE	VALUE
Mains power	230 VAC +10/-15%, 50/60Hz
Rated power	80 VA
Ambient temperature	+5 to +40°C
Capacity of door operator (max. door leaf weight)	300 kg
Sound insulation	28 to 38 dB (A)
Configurations	Single automatic
CE conformity marking	CE marked
45° track angle	6 mm
Door opening speed* (max.)	0.65 m/s
Door closing speed* (max.)	0.65 m/s
Load capacity of mechanical system	Max. 300 kg
Free opening width	Min. 800 mm Max. 2100 mm
Free opening height	Min. 2100 mm Max. 3000 mm
Automatic operation	Next generation KONE UniDrive™ door operator
Wall frame	On one side, or both sides with HPL inlay
Sealing	Silicon elastomer with FDA certification
Window option	Standard look-through: sizes 300x300 mm, 300x600 mm, 600x600 mm Flush
Door cover color	Silver anodized standard (other colors upon request)
Certified hermetic seal performance	Tested by Peutz-Netherlands
Bottom seal design	Tolerance: 1 mm/meter

* Door opening and closing speeds are indicative only. Actual door performance will depend on door mass and dimensions

KONE provides innovative and eco-efficient solutions for elevators, escalators, automatic building doors and the systems that integrate them with today's intelligent buildings.

We support our customers every step of the way: from design, manufacturing and installation to maintenance and modernization. KONE is a global leader in managing the smooth flow of people and goods throughout buildings.

This makes us a reliable partner throughout the life cycle of buildings. We are fast, flexible, and we have a well-deserved reputation as a technology leader, with such innovations as KONE MonoSpace®, KONE NanoSpace™ and KONE UltraRope®.

KONE employs over 55,000 dedicated experts to serve you globally and locally.

KONE CORPORATION

Head office

Kartanontie 1
P.O. Box 8
FI-00331 Helsinki
Finland
Tel. +358 (0)204 751

Corporate offices

Keilasatama 3
P.O. Box 7
FI-02151 Espoo
Finland
Tel. +358 (0)204 751

www.kone.com