



KEY SPECIFICATIONS

 API ready	 Connected	 Max. load capacity 5,000 kg	 Max. speed 1.6 m/s
 Max. travel 40 m	 Max. floors 12	 Max. persons 53	 Max. group size 4



KONE TRANSYST™ DX VISUAL OPTIONS

Future-proof your building with this powerful, durable connected elevator solution for moving goods in demanding environments. The KONE TranSys DX combines power with premium-quality design and can be customized with a range of materials.


WALL MATERIALS

BRUSHED STAINLESS STEEL




A Acid proof
F Asturias Satin
F1 Asturias Satin

STEEL



Z Zinc coated, local paint or decoration

TEXTURED STEEL



K Scottish Quad
TS1 Flemish Linen


PAINTED STEEL



P51 Misty Gray
P63 Cottongrass White

FLOOR MATERIALS

RUBBER



RC30 Carbon Black
RC32 Beige Gray
RC33 Granite Gray
RC35 Carbon Gray

PLYWOOD



FFP Film Faced Plywood

METAL PLATE




AL Aluminum
SS Stainless steel
ST Chequered steel

LOCAL FLOORING



0 Raw surface for local finishing

DOOR FINISHES (KES 600 / KES 800)



A Acid Proof
F Asturias Satin
F1 Asturias Satin
K Scottish Quad
TS1 Flemish Linen

CEILING



LF1* / LF1V**
Finish: Asturias Satin (F)
Cottongrass White (P63)
Lighting: T5 Fluorescent tubes



CL80 / CL80FF
Finish: Asturias Satin (F)
Cottongrass White (P63)
Lighting: LED spots



CL88 / CL88FF
Finish: Asturias Satin (F)
Cottongrass White (P63)
Lighting: LED spots



CL94 / CL94V**
Finish: Asturias Satin (F)
Cottongrass White (P63)
Lighting: T5 fluorescent tubes



CL95
Frame finish: Asturias Satin (F)
Center panel: Cottongrass White (P63)
Lighting: T5 fluorescent tubes

* LF1 is the only ceiling for cars > 2500 kg
** Asturias Satin is the only finishing material for CL94V/LF1V

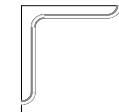
HANDRAILS



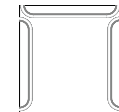
HR64
Round, bent ends
EN 81-71 Cat 1 compliant
Finishing: Brushed stainless steel (F)



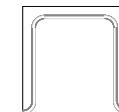
HR94
Round, bent ends
EN 81-71 Cat 2 compliant
Finishing: Brushed stainless steel (F)



HR64 and HR94
Tube with corner module



HR64 and HR94
Tube with rounded ends



HR64 and HR94
Tube with corner module and rounded ends

BUFFER RAILS



BR2
Flemish Linen /TS1
textured stainless steel




PR5
Solid wood: Oak/Beech



PR6
Brushed stainless steel

MIRROR



Mirrors are available as partial height, full width with clear glass without fixings

Extended lead time