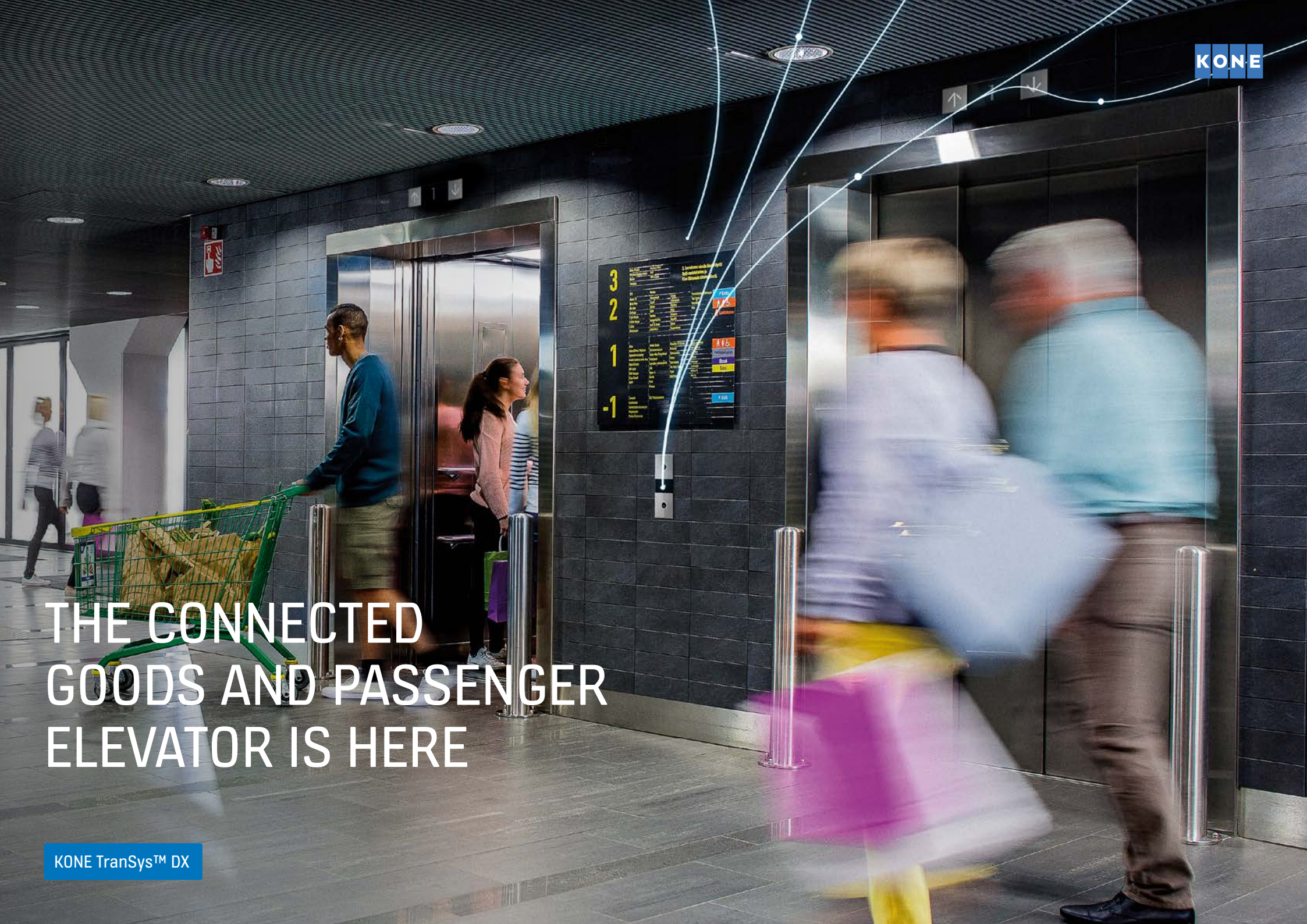


# THE CONNECTED GOODS AND PASSENGER ELEVATOR IS HERE



# THE POWER TO CONNECT

In an increasingly digitalized world, everything is connected, and elevators are no exception. The KONE TranSys™ DX redefines what an elevator built for demanding environments can be, with built-in connectivity for improved goods and passenger flow, and a new and inspiring user experience that delivers on all counts.

Powered by the compact, energy-efficient KONE EcoDisc® hoisting motor, the KONE TranSys DX not only has exceptional lifting power and performance, it also saves valuable space in your building by completely removing the need for a machine room.

We help you accelerate construction and lower construction costs with productivity enhancing construction time use solutions that help building projects finish ahead of schedule. Contact your local KONE sales representative to find out more.

## KEY SPECIFICATIONS



API ready



Connected



Max. load capacity  
5,000 kg



Max. speed  
1.6 m/s



A-Class  
energy efficient  
ISO 25745 rating



Max. travel  
40 m



Max. floors  
12



Max. persons  
53



Max. group size  
4



Regenerative  
drive technology

1

## Smoother logistics integration with built-in connectivity

Connectivity makes it easier than ever to integrate goods elevators into your building's logistics chain. New services enabled by the KONE digital platform and KONE Partner Ecosystem, as well as application programming interfaces (APIs), help you get things from A to B as quickly and smoothly as possible.

2

## Accelerate construction with improved productivity

With our new improved construction time solutions and processes, we can optimize your productivity and accelerate the completion of your building projects by several weeks or even months. We make people and material flows on-site as fast and efficient as possible.

3

## Differentiate with a redefined user experience for high-volume people flow environments

Redefine the elevator experience in demanding environments with new design directions, functional and durable materials, direct and indirect lighting, new information solutions, and new modular signalization.


4

## Partner for smart and sustainable buildings

Make the right decisions first time and plan your elevator down to the very last detail with expert support. We also offer sustainable materials and technologies to help you achieve green building certifications and ensure compliance with safety codes and standards.

# READY FOR ANYTHING

KONE TranSys DX cars are built for the job, with reliable operation, outstanding traffic performance, and a smooth ride. There are two KONE TranSys DX solutions: one designed specifically for goods transportation and one for carrying both goods and passengers. The KONE TranSys DX is also suitable for vehicle transportation from underground or rooftop car parks where space is at a premium.



## KONE TRANSYS DX – A TRUE POWER LIFTER

Future-proof your building with this powerful, durable connected elevator solution for moving goods in demanding environments like warehouses, shopping centers, and industrial facilities. The KONE TranSys DX combines power with premium-quality design and can be customized with a range of materials and signalization options.

## KONE TRANSYS DX PASSENGER – THE POWER TO MOVE ANYONE

Give visitors superb ride comfort and make sure valuable goods travel safely and smoothly in a reliable, connected, and spacious elevator with a huge range of interior options to choose from. The KONE TranSys DX Passenger combines premium-quality design with superb durability.



### Best-in-class energy efficiency

Save energy and cut your building's carbon footprint with a machine room-less elevator that offers eco-efficient hoisting, high-efficiency regenerative drive, long-lasting LED lighting, and energy-saving standby operation.

### Easy loading and unloading


Get goods and passengers in and out with ease thanks to wide-opening doors and highly accurate leveling, plus a high sill load according to Class A loading. Other loading classes (e.g. truck loading) also available on special request. With connectivity built in, staff moving heavy loads can optimize their route by calling an elevator remotely.

### Compliance you can rely on

Enhance your elevator with solutions that ensure compliance with various codes and regulations, including accessibility, vandal-resistance, and operation during a fire.

### Space efficiency

The compact design of the KONE EcoDisc hoisting machine and multi-panel door solution mean there is more space available in the shaft for a bigger elevator car.



# SMOOTHER LOGISTICS INTERGRATION WITH BUILT-IN CONNECTIVITY

Improve equipment performance, availability, and efficiency with smart solutions based on connected digital technologies.

KONE TranSys DX allows you to take advantage of a whole new suite of solutions and services to minimize interruptions in service. These include digitally enabled KONE solutions like KONE 24/7 Connected Services for the best possible elevator availability.

With KONE APIs you also have the freedom to develop your own smart building solutions, allowing you to better integrate the elevator into your logistics chain to meet the needs of your building and maximize efficiency.

You can also benefit from solutions and services developed by the growing number of partners of the KONE Partner Ecosystem. These can include, for example, automated transportation robots that move goods around the building via the elevators.

# ACCELERATE CONSTRUCTION WITH IMPROVED PRODUCTIVITY

Our solutions help to maximize elevator uptime and move construction site workers and material around the building more efficiently during the construction process to help you finish your project sooner.



## KONE CONSTRUCTION TIME USE ELEVATORS

The final elevators equipped with protective materials so they can be used during construction



## 24/7 CONNECTED SERVICES

Uninterrupted people and material flow, and maximum accessibility and safety on site with predictive maintenance during construction

## PLAN FOR SUCCESS WITH KONE AS YOUR PARTNER

Your journey with KONE is a simple one. In a complex project, the pressure to stay on schedule and within plan is high. Our people and partners, from technicians to project managers, are fully committed to the highest customer satisfaction in the industry.

That is why we have the best processes and tools to support you every step of the way.

### PROFESSIONAL PROJECT MANAGEMENT

When you buy a solution from KONE, you're getting far more than just equipment and installation. Every single project we handle is led by a dedicated, accredited project manager with solid experience of running similar projects.

### BUILDING INFORMATION MODELING (BIM)

We use digital planning techniques like BIM to prepare for the installation process. This helps you understand and optimize your construction project.

### SITE READINESS

To make sure everything we need is in place before we begin installation, we can monitor and report the readiness state of the site.

### EFFICIENT INSTALLATION

The KONE elevator installation process doesn't require scaffolding, which cuts costs and minimizes disruption to other construction work on site.

### QUALITY ASSURANCE AND MAINTENANCE

Before your elevator is handed over, we take every necessary measure to ensure that you're taking delivery of a high-quality solution that will run as it should from day one.

# DIFFERENTIATE WITH A REDEFINED USER EXPERIENCE FOR HIGH-VOLUME PEOPLE FLOW ENVIRONMENTS

High-volume people flow requires vertical transportation equipment that can cope with the demands of moving large numbers of people for long periods of time.

With KONE TranSys DX elevators you can harness the power of connectivity to take the elevator journey far beyond the ordinary with a redefined user experience. In buildings like airports and shopping malls – where people are often traveling in large groups – you need a solution that gets them to their destinations safely, smoothly, and efficiently.

## A LASTING IMPRESSION

Give staff and visitors something completely different and make sure your elevator is up to the toughest of challenges with new material, lighting, and signalization options.

## EASY AND SAFE ACCESS FOR EVERYONE

Multi-panel doors with up to six separate panels provide the widest possible entrance space, ensuring that large numbers of people can enter and exit the elevator quickly and safely, even when traveling with luggage, pushing baby strollers, or carrying grocery.

## INSPIRING CAR INTERIORS

New elevator interior designs help to create the people flow experience that users demand – and that your building deserves.

## KEEP EVERYONE INFORMED

With KONE infotainment solutions you can share multimedia content as well as safety and building-related information in elevator cars and elsewhere in the building.

# PLAN FOR SUCCESS WITH KONE AS YOUR PARTNER

Now more than ever, it's vital we work together to build smart, sustainable, and adaptable buildings that last. Build greener and make sure your project is on track to meet industry codes and standards with our next-generation planning tools, safe and sustainable materials, and expert support.

## BUILD GREENER

KONE solutions and expertise can make all the difference when you're aiming to achieve green building certifications and credits for schemes like BREEAM, LEED, and Green Mark.

## BUILD TO STANDARDS

The KONE TranSys DX complies with all relevant industry codes and standards. Talk to your local KONE sales representative about how we can support you with issues such as accessibility, vandal-resistance, and fire code compliance.


## BUILD WITH A PARTNER

You benefit from comprehensive support throughout your building's lifecycle, from expert planning advice to flexible maintenance and modernization solutions and services.



### PLAN AND DESIGN YOUR ELEVATOR

Digital, easy-to-use tools to help you create elevators that match your needs.



[TRY THEM NOW →](#)

KONE provides innovative and eco-efficient solutions for elevators, escalators, automatic building doors and the systems that integrate them with today's intelligent buildings.

We support our customers every step of the way; from design, manufacturing and installation to maintenance and modernization. KONE is a global leader in helping our customers manage the smooth flow of people and goods throughout their buildings.

Our commitment to customers is present in all KONE solutions. This makes us a reliable partner throughout the life cycle of the building. We challenge the conventional wisdom of the industry. We are fast, flexible, and we have a well-deserved reputation as a technology leader, with such innovations as KONE MonoSpace® DX, KONE NanoSpace™ and KONE UltraRope®.

KONE employs close to 57,000 dedicated experts to serve you globally and locally.

## KONE CORPORATION

### Corporate offices

Keilasatama 3  
P.O. Box 7  
FI-02151 Espoo  
Finland  
Tel. +358 (0)204 751

[www.kone.com](http://www.kone.com)

This publication is for general informational purposes only and we reserve the right at any time to alter the product design and specifications. No statement in this publication shall be construed as a warranty or condition, express or implied, as to any product, its fitness for any particular purpose, merchantability, quality or representation of the terms of any purchase agreement. Minor differences between printed and actual colors may exist. KONE MonoSpace® DX, KONE EcoDisc®, KONE Care® and People Flow® are registered trademarks of KONE Corporation. Copyright © 2022 KONE Corporation.